

DO NOT SCALE DRAWING		APPLICATION	
SCALE N/A	ISSUED	USED ON	NEXT ASSY
SIZE FROM NO.	CHECKED		
MODEL 224X	DATE		
SHEET 1 OF 2	APPROVALS		

QTY	CODE	PART OR IDENTIFYING NO.	NOMENCLATURE OR DESCRIPTION	PARTS LIST

REV.	DESCRIPTION	DATE	APPROVED
2	REDRAWN	4-19-82	

PROPRIETARY DATA

The information contained in this document is proprietary to Lexicon, Inc. and is furnished solely for maintenance purposes. Reproduction, distribution or use for any other purpose is expressly prohibited.

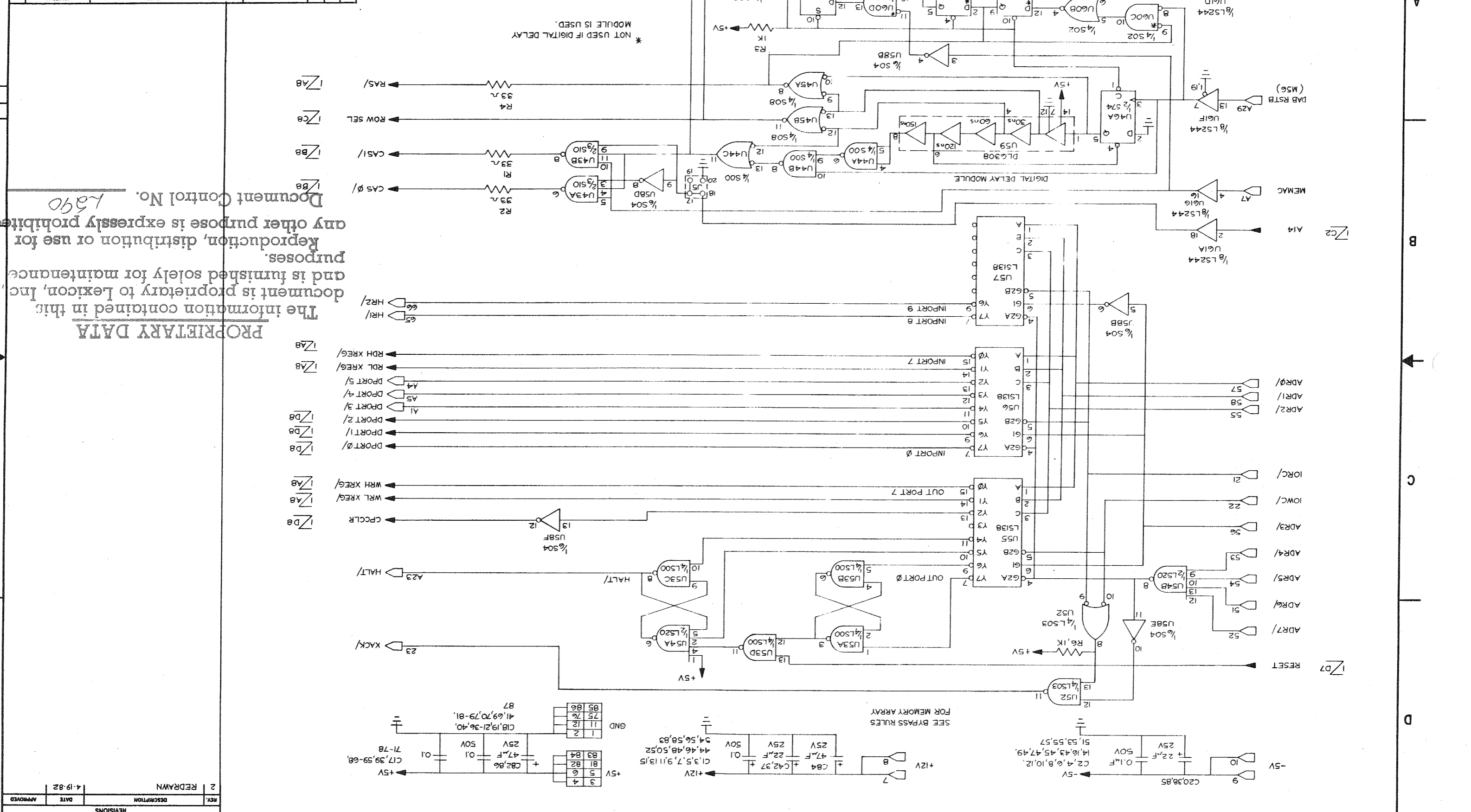
Document Control No. 1390

Notes:

- RESISTORS ARE IN OHMS.
- CAPACITORS ARE IN μF UNLESS OTHERWISE INDICATED.
- ICs 1-16 ARE IDENTICAL, ICs 20-35 ARE IDENTICAL.
- ON BOARD CONNECTIONS
- DIGITAL FROM
- AI DENOTES SHEET NO. AND INTERSECT COORDINATE.

Knaehen bean Programm
unsaftlich, nach Erwaerung
folgt: IC R4th default

SHEET 2 OF 2		SCALE NA	DO NOT SCALE DRAWING
REV. 2	DATE 4-19-82	ISSUED CB	FINISH
REV. 1	DATE 4-21-82	CHECKED MH	MATERIAL
SCHEMATIC, DATA MEMORY AND I/O		DRAWN JCR	TOLERANCES ARE FRACTIONS UNLESS OTHERWISE SPECIFIED
Lexicon		APPROVALS	UNLESS OTHERWISE SPECIFIED DIMENSIONS ARE IN INCHES
PARTS LIST		CONTRACT NO.	UNLESS OTHERWISE SPECIFIED DIMENSIONS ARE IN INCHES
NOMENCLATURE OR DESCRIPTION		PART OR IDENTIFYING NO.	QTY CODE IDENTIFYING NO.
MATERIAL		QTY	CODE



PROPRIETARY DATA
 The information contained in this document is proprietary to Lexicon, Inc. and is furnished solely for maintenance purposes.
 Reproduction, distribution or use for any other purpose is expressly prohibited.
 Document Control No. L590

REV.	DESCRIPTION	DATE	APPROVED
2	REDRAWN	4-19-82	

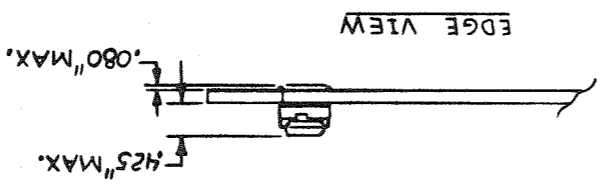
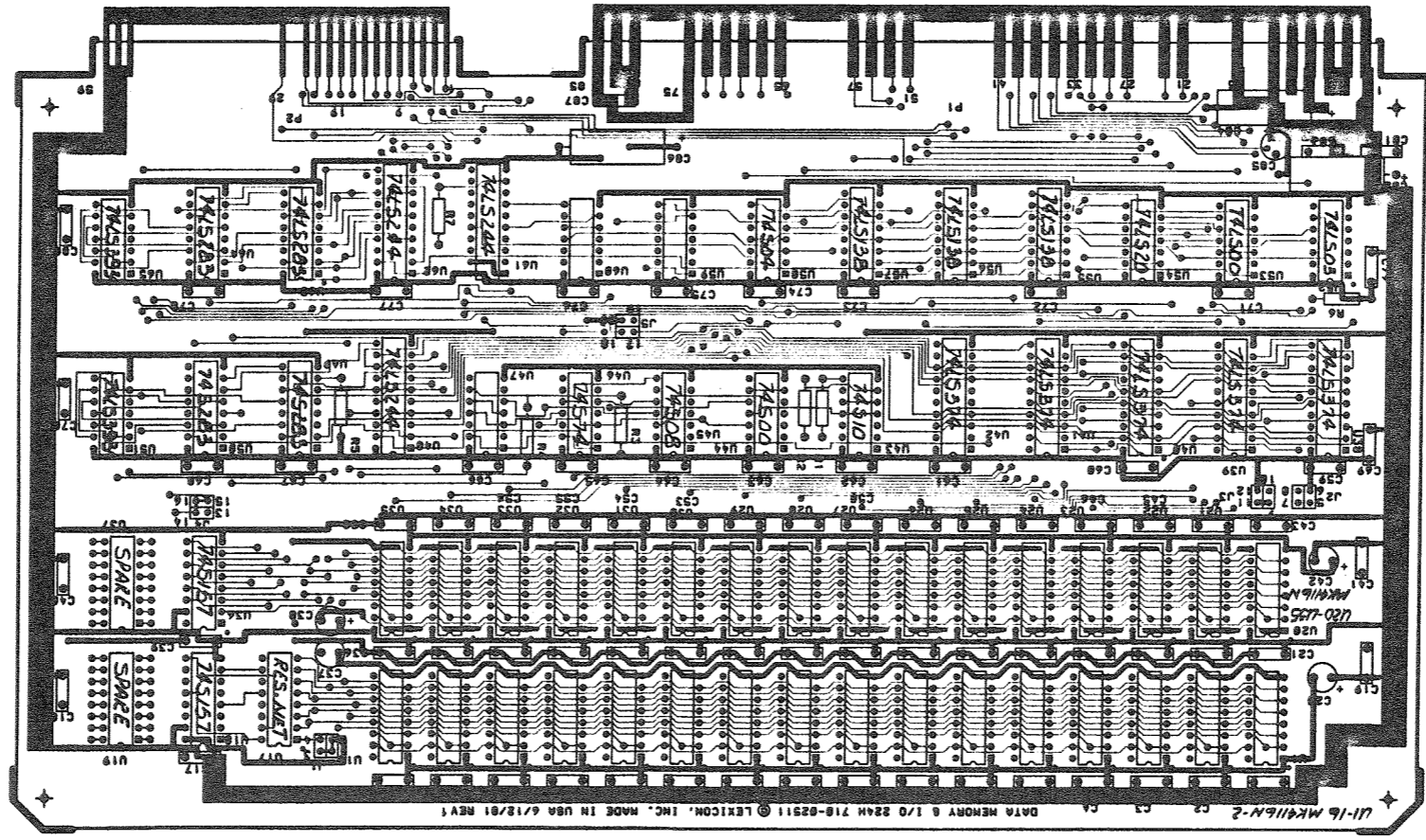
APPROVALS	DATE	11/24/81	DRAWN	11/24/81	CHECKED	12/7/81	ISSUED	4/27/81	
PC DOC., ASS'Y DWG., DMEM BD., 224X									
SCALE	1:1	SIZE	C	DWG. NO.	030-02516	REV.	0	SHEET	1 OF 1

lexicon

REV.	DATE	DESCRIPTION	INIT/APP.V.D.
------	------	-------------	---------------

PROPRIETARY DATA
 The information contained in this document is proprietary to Lexicon, Inc. and is furnished solely for maintenance purposes.
 Reproduction, distribution or use for any other purpose is expressly prohibited.
 Document Control No. 1290

- NOTES
1. REFER TO PARTS LIST NO. 020-02510.
 2. COMPONENT HEIGHT MAX. .425"
 3. SOLDER TAIL PROTRUSION MAX. .080"
 4. SOCKET ALL IC POSITIONS EXCEPT U19, U37, U47, U60.
 5. U59, A DELAY MODULE, REQUIRES NO SOCKET.
 6. U17, A RESISTOR ARRAY, REQUIRES NO SOCKET.
 7. ALL RESISTORS IN U. NO SOCKET.
 8. ALL CAPACITORS IN U. UNLESS OTHERWISE SPECIFIED.



U11-19 MK4115-N-2 C2 C3 C4 DATA MEMORY 8 1/8 284H 718-02511 © LEXICOM, INC. MADE IN USA 6/18/81 REV 1